



# Dixie Vintage Antique Automobile Club, Inc Newsletter

<https://www.facebook.com/dixievintageauto/>

September 2021 Hoover, Alabama

**Hoover TACTICAL FIREARMS**

**BUY SELL TRADE**

Dixie Vintage Cruise-In@ Hoover Tac meets on the 1st Saturday each month year round 8A-11A.

Visit <http://WWW.DVAAC.COM> for more information about Dixie Vintage Antique Automobile Club.

You may mail your dues (\$20) check to:

Ed Zanaty, 1312 Forest Ridge Court, Birmingham, AL 35226.

Checks should be made payable to Dixie Vintage Antique Automobile Club. Thank you!

## Dixie Vintage Events

## Non-Dixie Vintage Event

Dixie Vintage First Saturday Cruise-In:  
Hoover Tactical Firearms  
September 4, 2021, 8-11 am.  
Trophy Presentation and Drawing, 9:30 am.  
1621 Montgomery Highway  
Hoover, Alabama 35226

**Saturday, September 11**  
9A - 2P, 3rd Annual LMLPA Car  
Truck, Motorcycle Show  
Lakeside Park, 2801 Stemley  
Bridge Rd, Pell City. Pre-register at  
<http://www.IMPALA.org/car-show>  
205-531-5480

Dixie Vintage will not have a Business Meeting in September.

Dixie Vintage Cruise-In:  
Dunkin' Lakeshore  
September 18, 2021, 8-11 am.  
300 Commons Drive  
Homewood, Alabama 35209

**Car Show**  
**Sept. 18th, 9am-2pm**  
2021 Car Show Fundraiser  
Building His Kingdom for the  
Branchville Youth Community

**Corner of Sanie Road and Highway 411  
Odenville, AL.**

### "Dixie Vintage Cruise-in at Hoover Tactical "

We will vacate the lot by 11:00A. Upon arrival at the cruise-in please park in spaces closest to Hwy 31 between Hoover Tactical and O'Reilly Auto parts. The other side of the parking lot is reserved for Hoover Tactical customers.

## New Process for Ordering Name Tags

Dixie Vintage has streamlined the process for ordering name tags. This new process will expedite the delivery of your nametag to your home. The member needing a name tag will complete an order form and mail it with payment to Crown Trophy. The finished name tag will be mailed to you.

We encourage each of our members to own and wear a Dixie Vintage Car Club name tag. We really do want to get to know you. The cost of the name tag is \$10.00.



## Newsletter Editor

Do you have a classic car story?  
Are you working on a restoration project?

Please let us know.  
Email: [jekbest@aol.com](mailto:jekbest@aol.com)

## New Car Members

### New Club Members:

Ashley and Scott Ashley  
McCalla, Alabama  
2019 Corvette Grand Sport  
2019 AMG GLE SUV  
2009 FJ Cruiser

Johnny and Lisa Massey  
Pelham, Alabama  
1979 Camaro Z28  
2015 Corvette Z06

Chip and Cindy Pearce  
Alabaster, Alabama  
1931 Ford Tudor Sedan  
1966 Chevy II SS 2Dr Nova  
1949 Grumman Aluminum Milk Truck

John and Leslie Self  
Vestavia Hills, Alabama  
1999 Miata Convertible

Matthew and Tina Johnson  
Chelsea, Alabama  
1969 AMC Javelin  
1969 AMC AMX


### Winner of the drawing:

Stan Stepleton

Congrats Stan!

## Dixie Vintage Antique

### Automobile Club



The Dixie Vintage Antique Automobile Club Newsletter is published monthly by Dixie Vintage Antique Automobile Club, Inc., a non-profit Alabama Corporation. The purpose of this Club is to promote interest in restoring and preserving antique, classic, and special interest old cars; and to provide a social club for members and their families of mutual interest to all. Monthly meetings and activities are conducted in a variety of locations. We encourage membership from other automobile clubs and orphan marquees.

The only requirement to become a member of Dixie Vintage Antique Automobile Club, Inc. is an interest in the history and preservation of automobiles.

### 2021 Board of Directors

**Gary Adams, Chairman**

205-706-7614

**Jim Likis, Treasurer**

**Ed Zanaty**

**Jim Black**

### 2021 Officers

**Ed Zanaty, President**

[edward.zanaty@gmail.com](mailto:edward.zanaty@gmail.com)

205-942-1312

**Dale Baker, Vice President Emeritus**

[Dalebaker001@att.net](mailto:Dalebaker001@att.net)

205-807-6581

**Jim Likis, Treasurer**

205-980-0314

**Ken Knight, Vice president, Communications**

[Knight.KenR@gmail.com](mailto:Knight.KenR@gmail.com)

205-849-0028

**Kevin Johnson, Vice President, Graphic Design**

[kjcreative@yahoo.com](mailto:kjcreative@yahoo.com)

205 563-4580

**Steve Owen, Vice President, Activities**

[necexpert@aol.com](mailto:necexpert@aol.com)

205-567-2735

**Joe Alfano, Vice President, Marketing**

[Alfano4@bellsouth.net](mailto:Alfano4@bellsouth.net)

205-222-4577

**John Krauser, Vice President, Newsletter Editor**

[jekbest@aol.com](mailto:jekbest@aol.com)

205-276-4423

**Pat Krauser, Secretary**

[jekbest@aol.com](mailto:jekbest@aol.com)

205-276-4423

**Mike Likis, Membership**

[mlikis@mayerelectric.com](mailto:mlikis@mayerelectric.com)

205-999-4561

**Ed Keller, Chaplain**

[ekeller@dixiecrane.com](mailto:ekeller@dixiecrane.com)

205-832-5424

## R-134a versus R-12

by

John E. Krauser

There have been other articles in our newsletter addressing air conditioning systems in our old cars. This article will compare R-12 freon and R-134a freon, and what to expect when making the freon conversion.

Many of our older cars have been equipped with after-market air conditioning systems utilizing R-134a freon. Several classic car collectors also own cars built in the 70's and 80's that came with air conditioning and R-12 freon. The annual mileage driven on classic rides is limited. However, a cool passenger compartment in a cool car makes the drive to a cruise-in more enjoyable.

By the mid 90's, R-12 freon, the life blood of the cooling system, was replaced with R-134a freon. R-12 contained CFC's which are various compounds known to erode the ozone layer in the earth's atmosphere when exposed to ultraviolet radiation.

Kits were made available to convert these newer cars to R-134a, as R-12 was disappearing from the market. These basic kits contained R-134a charging adapters, the freon, and maybe some O-rings. The idea behind the over-the-counter kit was to make the conversion quick and easy. But underlying issues were not addressed. Those older cooling systems were designed for R-12's characteristics. R-134a operating parameters are different.

There is some belief that R-134a is not as efficient as R-12. The opposite is true. R-134a is more efficient in removing heat because it runs at a higher pressure. Higher pressures result in higher heat. If the pressures of R-134a are too great for the system, leaks will occur. Compressor damage may happen as well.

The most recommended procedure for converting from R-12 to R-134a is to remove all the old R-12 freon, clean the system, change charging ports, and add freon by weight. Charging weight, usually listed in ounces, appears on a label under the hood near the compressor. If converting from R-12 to R134a, the charge level of R-134a is somewhere between 75%-85% of the R-12 figure. One common formula is to multiply the R-12 weight by 0.9. Take that product and subtract 0.25. The result is the weight of R-134a that should be added.

Low and high side pressure readings vary with ambient air temperature. At 90 degrees Fahrenheit the low side pressure should be around 30 psi. The high side reading should be 2 times the ambient air temperature plus 50psi. These readings are general guidelines. There are many different pressure charts available for R-12 versus R134a. There are some conflicts among various charts. The above example seems to be the most consistent set of figures.

Low pressure reading on the system's low side usually indicates low freon. Low pressure on the high side is often a sign of compressor failure. High pressure on the low side can also be a sign of compressor failure, or an overcharged system. High pressure on the high side of the system usually indicates the condenser coil is not cooling properly.

The condenser coil located in front of the vehicle's radiator, dissipates the heat generated by the AC system. If the condenser coil is not large enough to dissipate the heat, proper cooling will not be achieved. One option to remove condenser heat is to increase air flow across the coil. This is usually achieved by adding an electric fan to the coil. If a fan is already present, you may consider replacing it with a larger fan. Fans with an air flow of 2500 cfm (cubic feet per minute) are recommended for V8 engines with air conditioning.

Many car collectors strive to keep their old cars looking as close to stock as possible. There are several after market air conditioning systems that look close to stock and utilize modern components including R134a freon. And they work fine. One of our old cars has an after-market air conditioning system. It works. We have both 60's and 80's vehicles that came with factory air conditioning and R-12 freon. Then we converted to R-134a freon in both cars. Cabin air temperature is comfortable but by no means cold.

I believe the day will come when the air conditioning systems in our 60's and 80's vehicles will need repairs or replacements. There appear to be many options for repairs and replacements of these systems as found online.

In the 1980's the Classic Rock & Roll Band ZZTop made a song "Got Me Under Pressure". It has nothing to do with air conditioning systems. However, it is a cool song to play while driving a hot looking car to a cool car event.





Many thanks to DJ Ronnie Foster for broadcasting a great selection of oldies but goodies music at our cruise-ins! You certainly take us down memory lane Ronnie!



Thanks to Stephanie and Red Diamond Coffee for serving their delicious coffee and tea at our Hoover Tactical Cruise-In!



**TOTAL CAR CARE EXPERTS**

Richard Hill  
Owner/Operator

Tel: 205-322-2483  
aamcobirmingham-downtown.com

2610 6th Avenue South  
Birmingham, AL 35233

LIKE US ON  **AAMCO**  
(2610 6TH AVE S, Birmingham, AL)



**Jim Baxley**

Cell 205-492-2076  
Office 205-326-2887  
Email jimb@instorr.net  
Website www.instorr.net

100 12th Street S.W.  
Birmingham, AL 35211




**Coosa Mart**

3560 Pelham  
Parkway

*Just what your  
vehicle needs!*

**EDDIE'S NEW SEAT COVERS**  
1021 WOODLAND AVENUE S.W.  
BIRMINGHAM, AL. 35211



FROM FATHER TO SON SINCE 1957

HONEST \* RELIABLE \* REASONABLE  
PRICES FOR ALL YOUR UPHOLSTERY  
NEEDS

EDDIE GATSON JR  
OWNER / TRIMMER

(205) 966-4102

**NON-ETHANOL REGULAR UNLEADED**




Jim Jones Cell 205-451-7756      Jimjones.asb@gmail.com  
908 13th St N Bham AL 35203      Office 205-324-1500

Expect Perfection.®




<https://www.facebook.com/dixievintageauto/>



# *L & M Rod and Customs*

## **Building Dreams**

Larry -  
205-966-5581

Mark -  
205-966-1975



8365 Hwy 119  
Alabaster, AL  
35007

**Now Working On:  
Customs, Originals and Street Rods**

**Custom louvers, Engine Rebuilds  
Transmission Rebuilds**

**PLEASE PATRONIZE  
THESE GREAT SPONSORS  
OF  
AVONDALE'S  
"PARK IN THE PARK CAR SHOW"**

**THEY ARE LISTED BELOW**

Home Depot – Hoover

Home Depot – Avondale

Ames Performance

Haggerty Insurance

Advanced Auto Parts

S&W Electric

Hoover Tactical

Christopher House of Antiques

Mazers

TDG (The Dobbins

Group)

Spring Street Bar & Grill

Pictured to the right are a few cars from a recent show at a golf club in Harpersville.



# One Stop Shop

**Hot Rods, Street Rods, Muscle Cars**

**All Upgrades Brakes, Suspension, Electrical, LS Swaps, Custom Wheels**

**Full Body Shop & Custom Paint**

**Air Brush Work**

**Interior Work**

**Full Builds to Flat Tires we do it All**

## **Retired Rides LLC**

Owners Greg & Sandy Tope



### It's 1959

The average cost of a new house was about \$12,400.00.  
 Gasoline was about \$0.25-\$0.30 depending on your location.  
 \$2,200.00 would purchase an average automobile.  
 Ford car prices ranged from \$2,132 to \$3,979  
 Your movie ticket in 1959 was \$1.00.  
 75% of furnaces in homes used coal or wood for heating fuel.  
 Average income: \$5,016  
 Milk: \$1.01 Bread \$.20 Postage stamp: \$.04  
 Alaska becomes the 49th State  
 Hawaii becomes the 50th State  
 Xerox launches the first commercial copier.  
 The Dixie Vintage Antique Automobile Club was founded.

### *Fender Custom Shop*



*'59 Telecaster Journeyman Relic*

### SERVICE MANUALS FOR SALE

My 93 year old father who spent 30 years with Chevrolet in the local zone office accrued these original manuals over many years. All of these manuals are unused, Some covers show age but many are very clean.

The ones with good covers are being sold for \$15. The others for only \$10. If you check prices, these are a steal. If you are interested, please contact Ken McClellan at [mcclekd@gmail.com](mailto:mcclekd@gmail.com) and I will send you a list. Includes Chevrolet, Chevelle, Chevy II, Vega, Corvair, Trucks & Fiero. Thanks.

**Happy Eating**  
 FOOT LONG CONE . . . 30¢  
 Foot Long CHEESE CONE 35¢  
 REGULAR CONE . . . 20¢  
 Regular CHEESE CONE 25¢  
 Corn-Dog-on-a-Stick .25¢

**Real Burger Goodness**  
**SONIC HAMBURGERS**  
 PLEASE ORDER BY NUMBER **35¢**  
 No. 1 Mayonnaise, Sweet Relish, Lettuce, Tomato and Onion  
 No. 2 Old Fashioned-Mustard, Dill Pickles, Lettuce, Tomato and Onion  
 No. 3 With Special Smoke Sauce and Sliced Tomato  
**CHEESE BURGERS 45¢**

**SONIC SPECIALS**  
 GRILLED CHEESE . . . 30¢  
 BAR-B-Q BEEF Large with Relish 45¢  
**THE WHOPPER 40¢**  
 "That didn't get away!"  
 Hot Smoked Fish on Toasted Bun  
 Shredded Lettuce — Tartar Sauce

**Distictive Desserts**  
 Dish of Vanilla . . . . . 10¢  
 Sundoes Strawberry, Chocolate, Pineapple 25¢  
 Home Made Fried Pies . . . 25¢  
 SERVED PIPING HOT — Apple, Cherry, Apricot  
 Fried Pie a la mode . . . . . 35¢

**Fountain favorites**  
 ROOT BEER . . . 10¢ 15¢ 20¢  
 COCA-COLA . . . 10¢ 15¢ 20¢  
 DR. PEPPER . . . 10¢ 15¢ 20¢  
 PEPSI-COLA . . . 10¢ 15¢ 20¢  
 LIMEADE — no sugar 10¢ 15¢ 20¢  
 ICED TEA . . . . . 10¢ 15¢ 20¢  
 ICE COLD MILK . . . . . 15¢  
 COFFEE HOT — FRESH . . . . . 10¢  
 Rich, Creamy Hot Chocolate 15¢  
 GRAPE SLUSH 10¢ 15¢ 20¢  
 ORANGE SLUSH 10¢ 15¢ 20¢

**Shakes-Malts 30¢**  
 Thick and Rich  
 Vanilla, Strawberry, Chocolate  
**Frosties 30¢**  
 Root Beer - Cola - Dr. Pepper

**FLOATS 25¢**  
 Root Beer - Cola - Dr. Pepper


**FRITO CHILI PIE 25¢**  
 With CHILI and GRATED CHEESE

**SONIC FAMOUS ONION RINGS 35¢**  
 CRISP — GOLDEN BROWN DELICIOUS

**TATER TOTS 25¢**  
 SHREDDED & MOLDED

**FRENCH FRIES 25¢**  
 New Kinkle Cut-Delicious-Golden Brown





**Dixie Vintage Antique  
Automobile Club, Inc.**  
4572 Eagle Point Drive  
Birmingham, AL  
35242-6942  
[www.dvaac.com](http://www.dvaac.com)

The 2021 Dixie  
Vintage Member  
Decal is now  
available upon  
payment (\$20) of  
your 2021 Club  
Dues.



Each month DVAAC President Ed Zanaty presents the Dixie Vintage Auto Club 's award trophy to two current club paying members. A picture of the trophy is to the right.



Pictured left is one of the August 2021 Cruise-In Favorite Trophy winners, Rusty Wilkes. He is standing next to his 1981 Camaro Z28. He is the current President of the Street Dominators.

DVAAC President Ed Zanaty is presenting the trophy.

Pictured right is the other winner of the August 2021 Cruise-In Favorite Trophy winner, Johnny Massey. He is standing next to his 1979 Camaro Z28, He was the past President of the Street Dominators.

DVAAC President Ed Zanaty is presenting the trophy.

